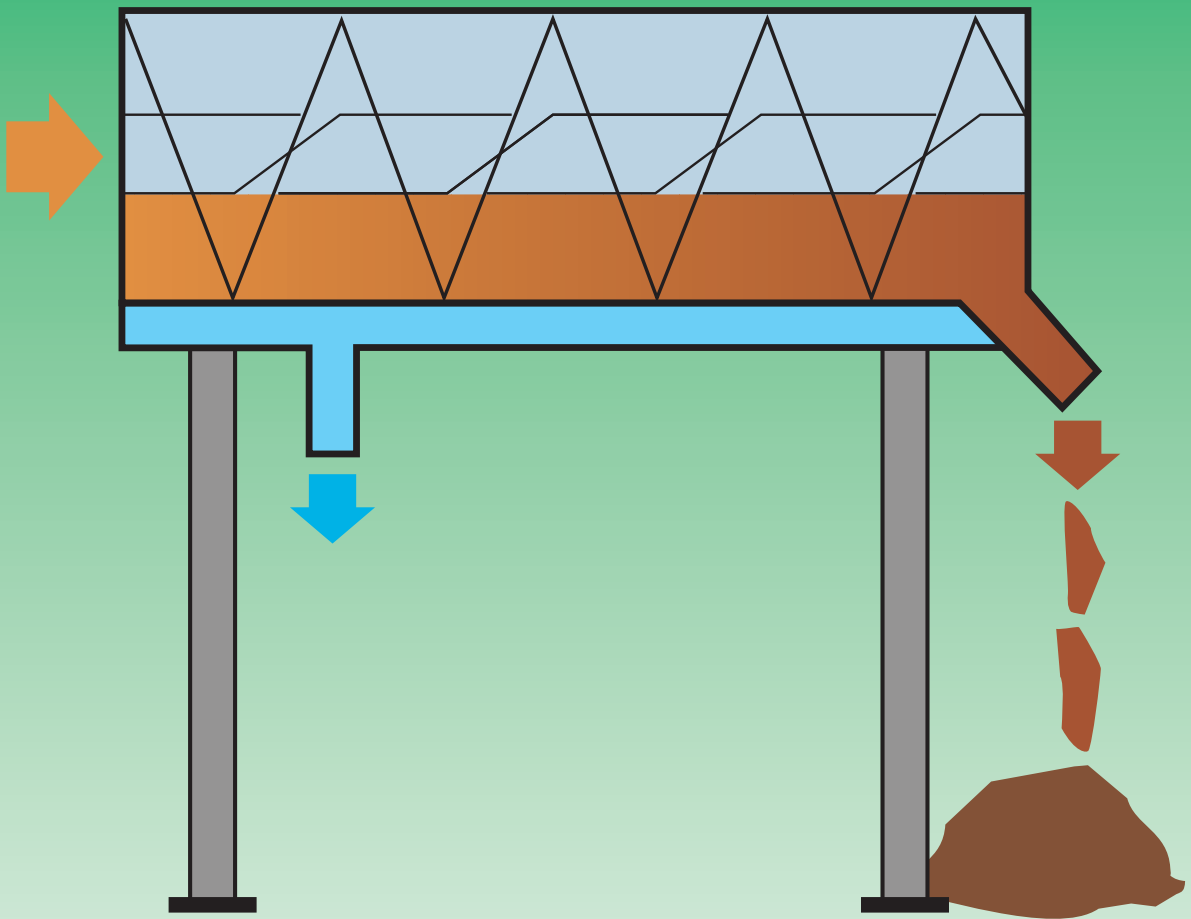


SCRUDRAIN

Sludge thickener



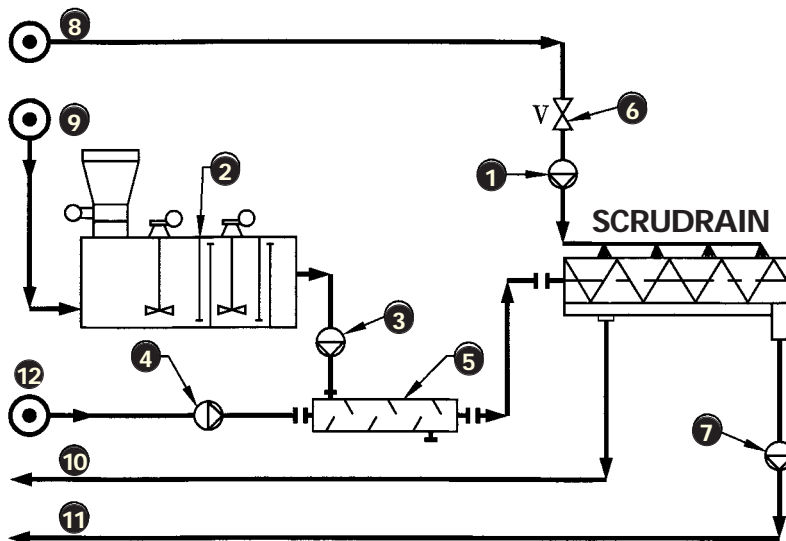
Archimedean screw thickeners for sludge thickening.

SCRUDRAIN thickeners manufactured by TEKNOFANGHI are the modern and economical solution to sludge thickening. Sludge thickeners are widely used in many wastewater and water treatment plants. They are generally placed before filter presses, belt presses and centrifuges to achieve higher sludge concentration before final dewatering. Sludge thickeners are also used to increase the sludge concentration before biogas reactors, thus enabling the use of smaller biogas reactors. Other applications are to reduce the volume of sludge before being pumped into drying beds or being used in agriculture. This equipment can also be used to remove coarse material such as fibres in the textile industry. The principal and clear advantage of the SCRUDRAIN thickeners is the use

of an Archimedean screw instead of only the conventional drum filter. The filter cloth made of polyester is fixed to the Archimedean screw, making a drum with a screw inside. The drum filter is rotated by an adjustable gearmotor. This design enables an easy and simple control of the dewatering process by adjusting the rotating speed to achieve the optimal dewatering time and preventing short-circuiting. The achievable dewatering results are much higher than with conventional systems. The filter cloth is kept clean by making use of washing water at high pressure from outside. Filtrate could be used. The filter cloth has a long life, since it is not under tensile stress. SCRUDRAIN thickeners are supplied complete with control panel, washing

pump and all ancillary equipment necessary for efficient operation. The SCRUDRAIN thickeners are supplied as complete assembled and tested units in order to minimise installation time and costs. The SCRUDRAIN sludge thickeners can handle from a few m³/h to a maximum of 60 m³/h, depending on the type of sludge and the dry solid content. Changing the speed of the Archimedean screw allows adjustment of the concentration of the thickened sludge and minimises the use of polyelectrolyte according to requirements. As a general guide, sludge with 0,5-3% can be thickened to 5-15% DS. In keeping with our well known high standards, all sludge treatment equipment is made of AISI 304 stainless steel.

Installation and technical data



- 1 Washing pump (included)
- 2 Polyelectrolyte unit
- 3 Polyelectrolyte pump
- 4 Sludge pump
- 5 Static mixer
- 6 Washing water interception valve
- 7 Thickened sludge pump
- 8 Washing water
- 9 Clean water
- 10 Filtrate to the head of the treatment plant
- 11 Thickened sludge discharge
- 12 Sludge

SCRUDRAIN TYPE	AD04C	AD06C	AD04D	AD06D
Archimedean screw	N°1 Ø 400 mm	N°1 Ø 600 mm	N°2 Ø 400 mm	N°2 Ø 600 mm
Flow max m ³ /h*	10 - 20	15 - 30	20 - 40	30 - 60
Thickener drive (kW)	0,35	0,75	0,7	1,5
Wash pump (kW)	1,1	1,1	1,1	1,1
Weight (kg.)	350	450	550	800

* Max flow depends on the type of sludge and concentration of D.S.

SCRUDRAIN
TYPE AD06C

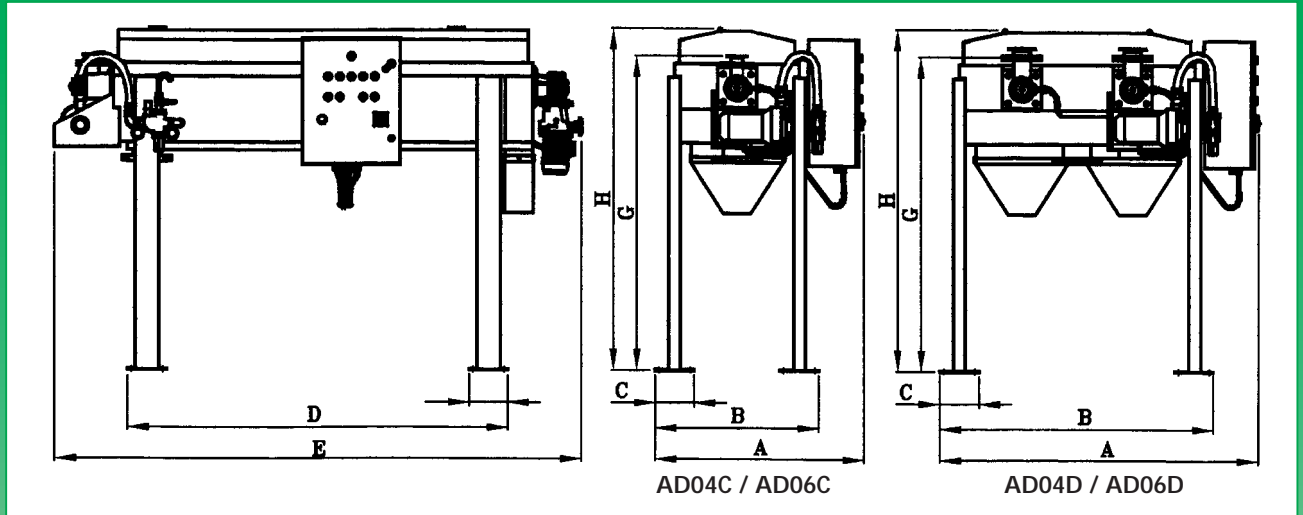


Thickened sludge

Filtrate



Technical drawing and dimensions



SCRUDRAIN Type	A	B	C	D	E	G	H
AD 04 C	1040	840	200	1956	2707	1613	1760
AD 04 D	1640	1407	200	1956	2707	1613	1760
AD 06 C	1240	1040	200	2032	2835	1592	1820
AD 06 D	2050	1820	200	2032	2835	1592	1820

Dimensions are indicative only and subject to change without notice.

* All dimensions are in mm



opigraphic (March 1999)

Our equipments are made according to CE European standard
All equipments are manufactured by Teknofanghi



Equipment for the Treatment of Sludge

Bioclere House • Moons Hill • Frensham • Surrey • GU10 3AW England
Tel. ++44-1252-795307 • Fax ++44-1252-795636
e-mail: sludgetec@compuserve.com

Distributed by:

